

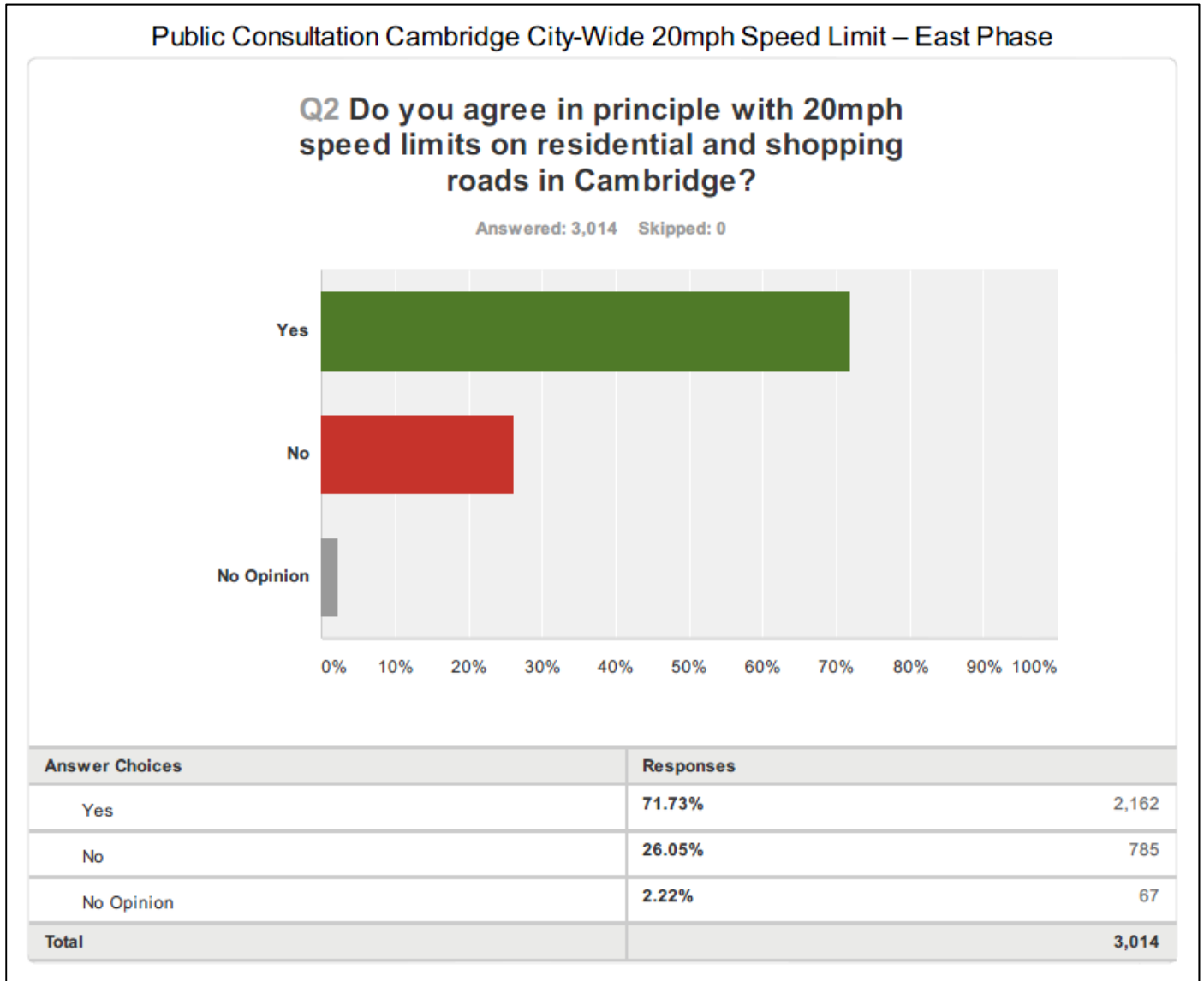
Appendix B

Summary of Consultation Results

20mph City Wide Project – Phase 2 East Area Consultation Results

Total Number of Responses received: 3,014

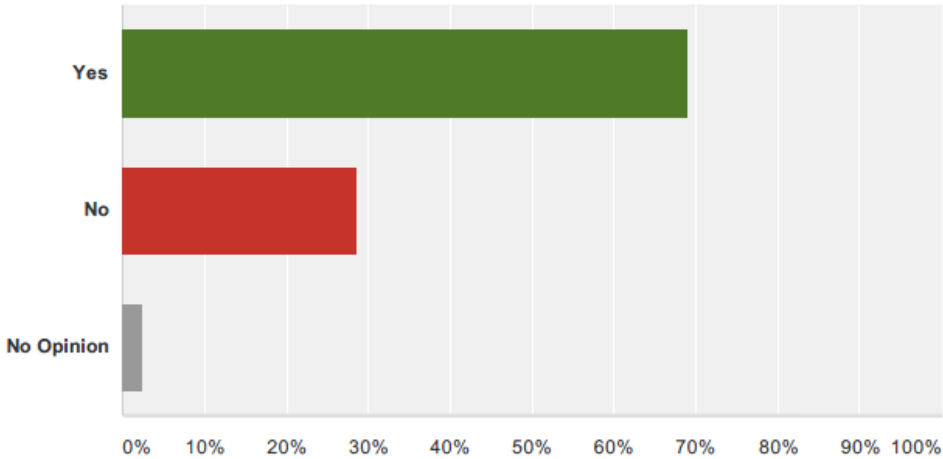
Period of Consultation 24th February 2014 to 30th March 2014



Public Consultation Cambridge City-Wide 20mph Speed Limit – East Phase

Q3 Do you agree with installing the proposed 20mph limit on the roads coloured in with solid blue lines?

Answered: 3,014 Skipped: 0

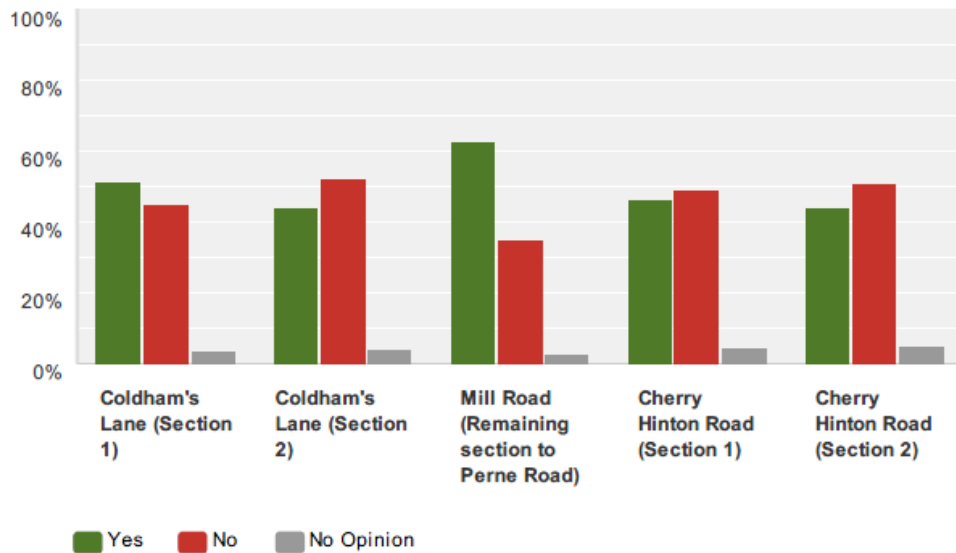


Answer Choices	Responses
Yes	68.98% 2,079
No	28.53% 860
No Opinion	2.49% 75
Total	3,014

Public Consultation Cambridge City-Wide 20mph Speed Limit – East Phase

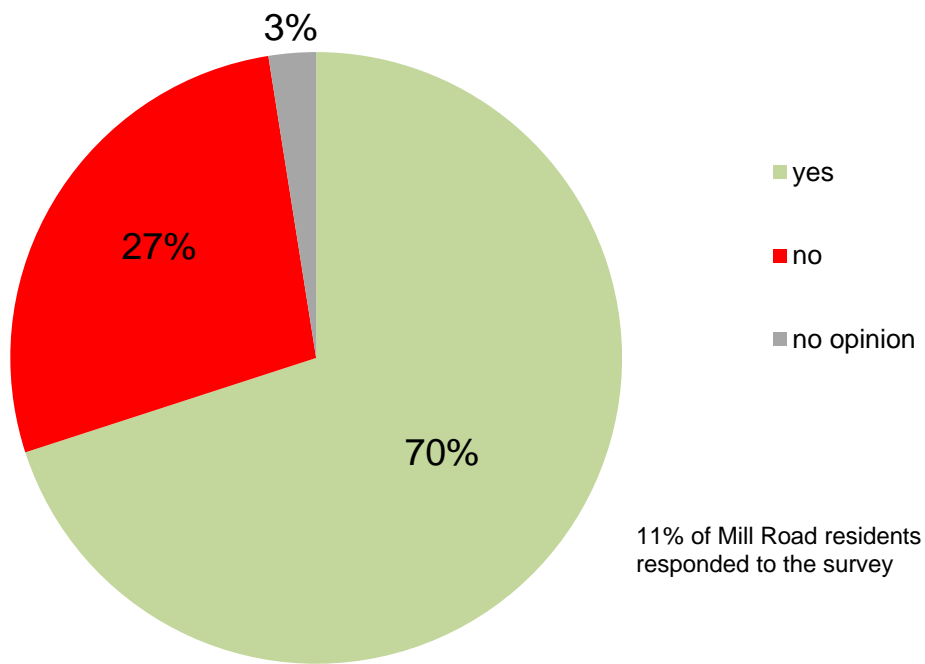
Q4 Do you agree with installing the proposed 20mph limit on each of the more main roads that are coloured in with red dashed lines on the consultation plan?

Answered: 2,982 Skipped: 32

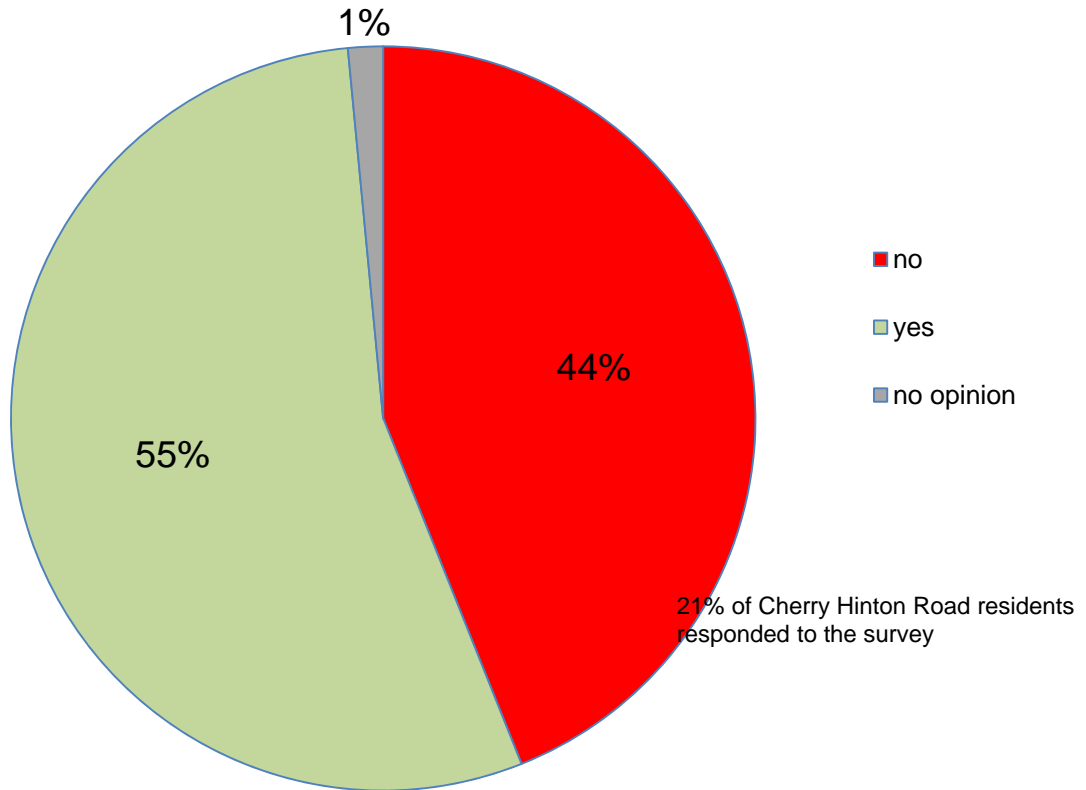


	Yes	No	No Opinion	Total
Coldham's Lane (Section 1)	51.71% 1,542	45.00% 1,342	3.29% 98	2,982
Coldham's Lane (Section 2)	43.86% 1,308	51.95% 1,549	4.19% 125	2,982
Mill Road (Remaining section to Perne Road)	62.64% 1,868	35.04% 1,045	2.31% 69	2,982
Cherry Hinton Road (Section 1)	46.58% 1,389	48.86% 1,457	4.56% 136	2,982
Cherry Hinton Road (Section 2)	44.23% 1,319	50.77% 1,514	5.00% 149	2,982

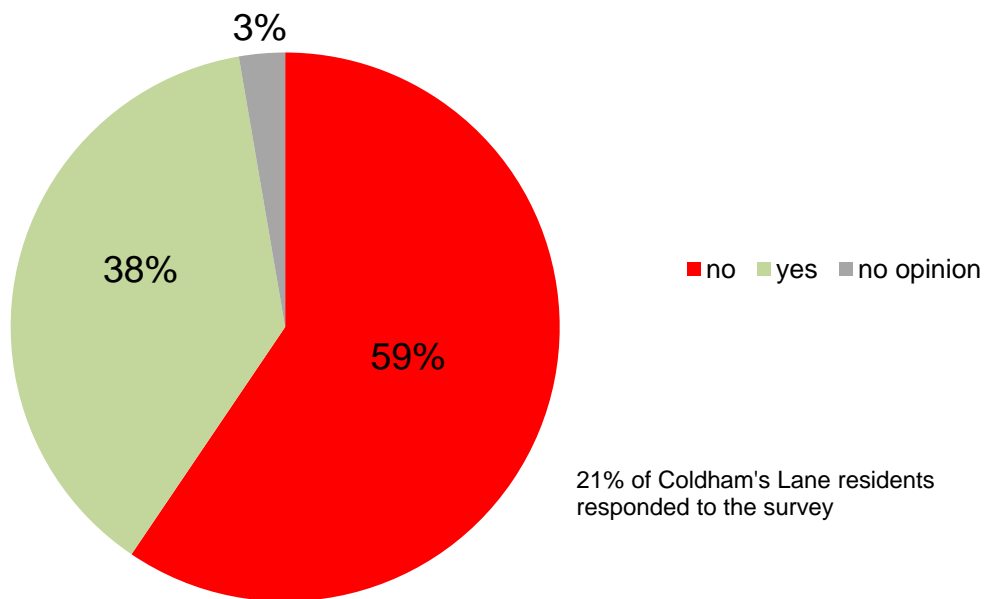
Percentage of Mill Road Residents agreeing with a 20mph limit on the remaining section of Mill Road



Percentage of Cherry Hinton Road residents agreeing with a 20mph limit on either section of Cherry Hinton Road



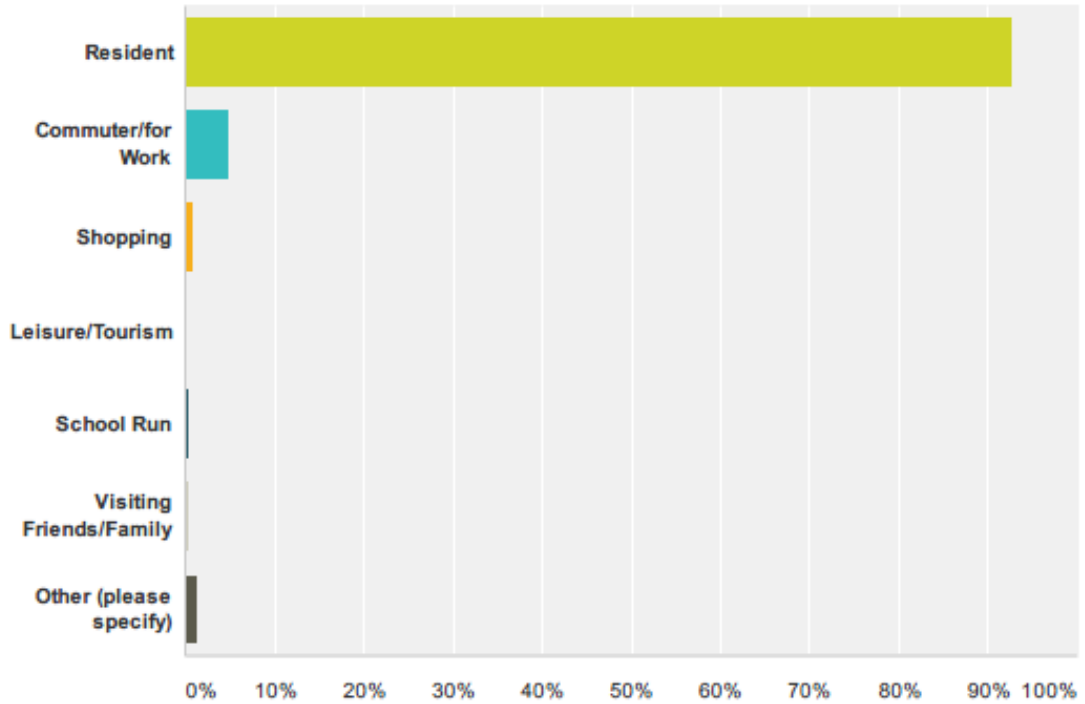
Percentage of Coldham's Lane Residents agreeing with a 20mph limit on either section of Coldham's Lane



Public Consultation Cambridge City-Wide 20mph Speed Limit – East Phase

Q7 Please tick the box below which best describes your main reason for using the roads in Cambridge

Answered: 2,982 Skipped: 32



Answer Choices	Responses
Resident	92.66% 2,763
Commuter/for Work	4.86% 145
Shopping	0.70% 21
Leisure/Tourism	0.07% 2
School Run	0.20% 6
Visiting Friends/Family	0.30% 9
Other (please specify)	1.21% 36
Total	2,982